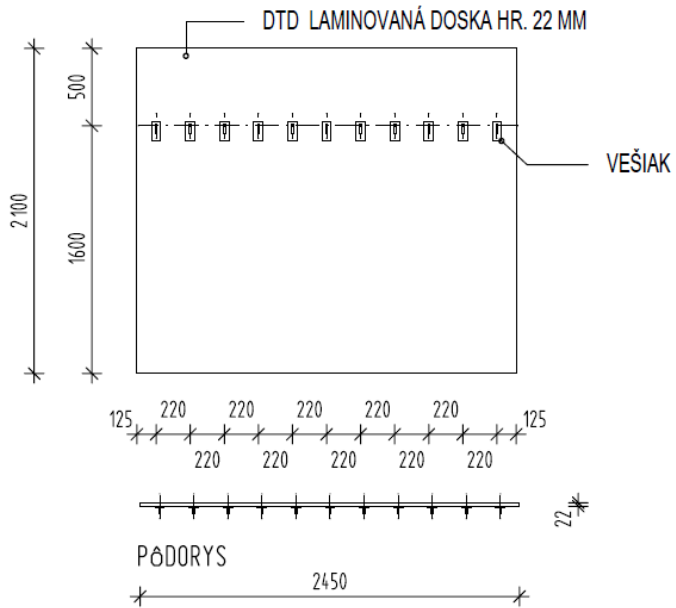
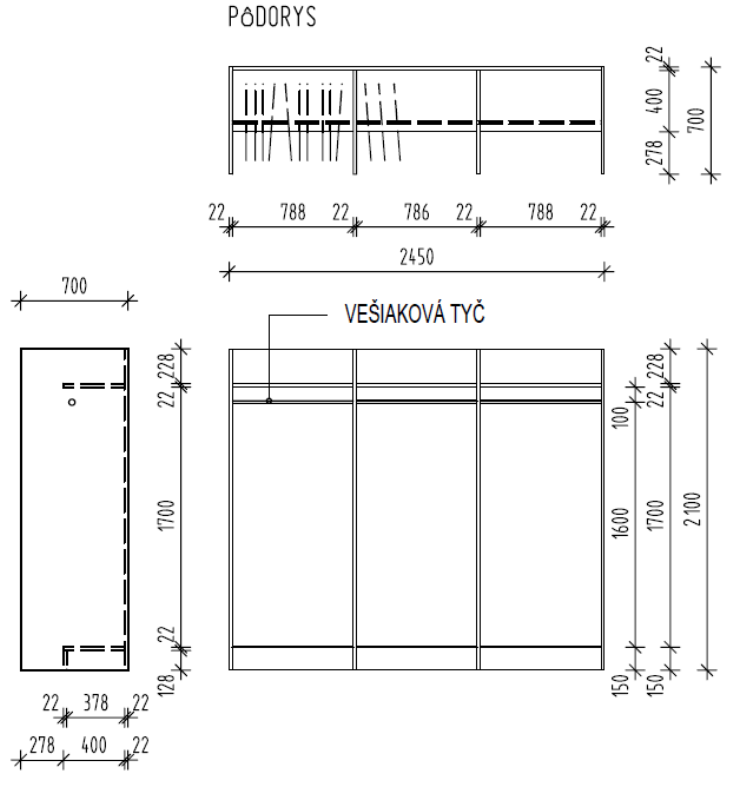
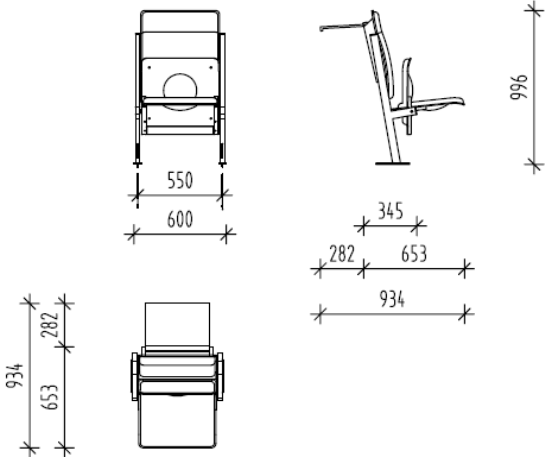
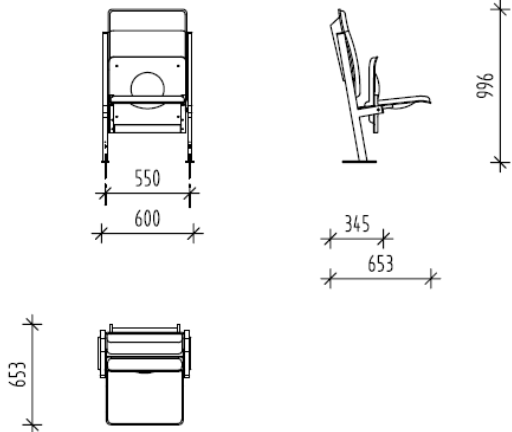


| OZNAČENIE VO VÝKRESE | SKLADOBNÝ ROZMER MM | SCHÉMATICKÝ OBRÁZOK |
|-------------------------|------------------------|---|
| N1 | 800/1600/1045 | <p>PŮDORYS</p> <p>DTD LAMINOVANÁ DOSKA HR. 18-19 MM</p> <p>DTD LAMINOVANÁ DOSKA HR. 18 MM</p> <p>Top view dimensions: 1600 (width), 800 (depth), 18 (thickness). Side view dimensions: 1600 (width), 727 (height to top edge), 18 (thickness), 300 (height to top surface), 1045 (total height). End view dimensions: 800 (width), 18 (thickness), 745 (height to top edge), 500 (height to top surface), 545 (height to bottom edge), 1045 (total height). Label 'a' points to the table leg.</p> |
| N2 | 850/1700/1045 | <p>PŮDORYS</p> <p>DTD LAMINOVANÁ DOSKA HR. 18-19 MM</p> <p>DTD LAMINOVANÁ DOSKA HR. 18 MM</p> <p>Top view dimensions: 1700 (width), 850 (depth), 18 (thickness). Side view dimensions: 1700 (width), 727 (height to top edge), 18 (thickness), 300 (height to top surface), 1045 (total height). End view dimensions: 850 (width), 18 (thickness), 745 (height to top edge), 500 (height to top surface), 545 (height to bottom edge), 1045 (total height). Label 'a' points to the table leg.</p> |

| | | |
|---|---|--|
| <div data-bbox="210 232 268 291"> N3 </div> | <div data-bbox="316 241 427 268"> 850/1700/745 </div> | <div data-bbox="692 201 788 232"> PĚDORYS </div> <div data-bbox="686 246 1337 801"> </div> |
|---|---|--|

| <div data-bbox="204 931 268 1048"> OZNAČENIE VO VÝKRESE </div> | <div data-bbox="309 927 542 994"> SKLADOBNÝ ROZMER MM </div> | <div data-bbox="619 927 887 958"> SCHÉMATICKÝ OBRÁZOK </div> |
|--|--|--|
| <div data-bbox="210 1106 268 1164"> N4 </div> | <div data-bbox="316 1115 462 1142"> 1000/1000/ cca 40 </div> | <div data-bbox="794 1142 1053 1361"> </div> |

| | | |
|-----------|----------------------|---|
| <p>N5</p> | <p>2450/22/2100</p> |  |
| <p>N6</p> | <p>2450/700/2100</p> |  |

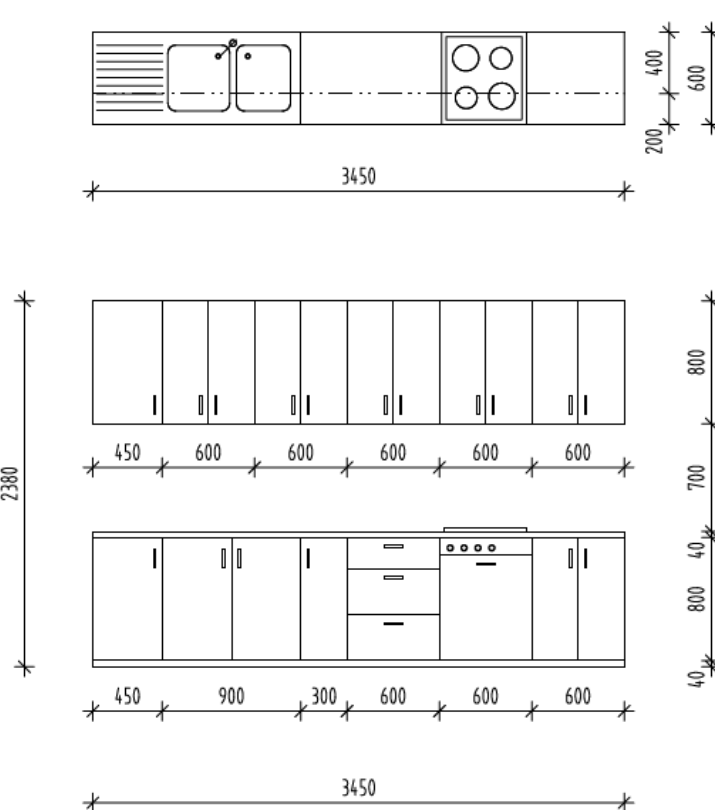
| OZNAČENIE VO VÝKRESE | SKLADOBNÝ ROZMER MM | SCHÉMATICKÝ OBRÁZOK |
|-------------------------|------------------------|---|
| N7 | 550/345-653-934/996 |  <p>Technical drawing of chair N7 showing front, side, and top views with dimensions in mm:</p> <ul style="list-style-type: none"> Front view: width 550, total width 600. Side view: height 996, seat width 345, seat depth 282, total depth 653, total width 934. Top view: height 934, total depth 653. |
| N8 | 550/345-653/996 |  <p>Technical drawing of chair N8 showing front, side, and top views with dimensions in mm:</p> <ul style="list-style-type: none"> Front view: width 550, total width 600. Side view: height 996, seat width 345, seat depth 653. Top view: height 653. |

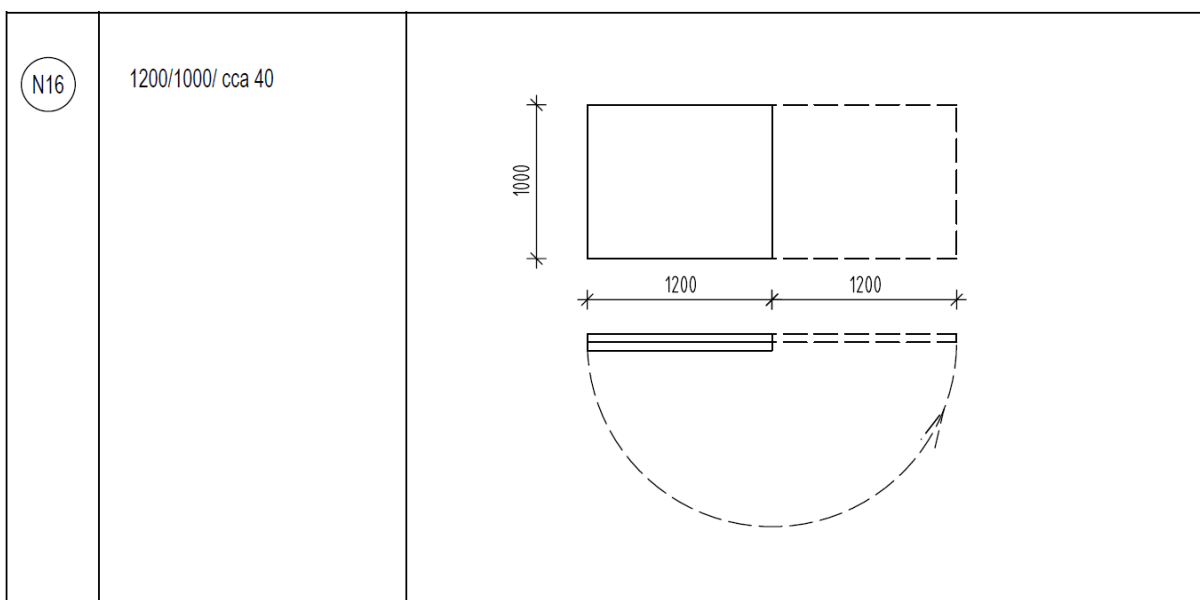
| OZNAČENIE VO VÝKRESE | SKLADOBNÝ ROZMER MM | SCHÉMATICKÝ OBRÁZOK |
|--|---|---|
| <div data-bbox="204 1108 260 1162">N10</div> | <div data-bbox="312 1117 424 1140">1600/818/745</div> | <div data-bbox="708 1081 799 1108">PĎDORYS</div> <div data-bbox="999 1086 1350 1113">BUKOVÁ NÁBYT. PREGLEJKA HR. 18 MM</div> <div data-bbox="702 1124 1053 1317"> </div> <div data-bbox="1011 1270 1362 1296">BUKOVÁ NÁBYT. PREGLEJKA HR. 18 MM</div> <div data-bbox="1133 1330 1284 1370"> </div> <div data-bbox="702 1438 1018 1615"> </div> <div data-bbox="1090 1438 1350 1592"> </div> |


N11

600/400/1200



| OZNAČENIE VO VÝKRESE | SKLADOBNÝ ROZMER MM | SCHÉMATICKÝ OBRÁZOK |
|-------------------------|------------------------|---|
| N12 | 3485/600/850 |  <p>The technical drawing illustrates the dimensions and layout of the kitchen unit N12. It includes three views: a top view, a front view, and a side view.</p> <ul style="list-style-type: none"> Top View: Shows the overall width of 3450 mm and a depth of 600 mm. It details the layout of the upper cabinets, including a sink area with a faucet, a cooktop area with four burners, and a storage area with a pull-out shelf. Front View: Shows the overall width of 3450 mm and a height of 2380 mm. It details the layout of the lower cabinets, including a sink area, a cooktop area, and a storage area with a pull-out shelf. Side View: Shows the overall height of 2380 mm and the depth of 600 mm. It details the layout of the side cabinets, including a sink area, a cooktop area, and a storage area with a pull-out shelf. <p>Key dimensions and components shown in the drawing include:</p> <ul style="list-style-type: none"> Overall width: 3450 mm Overall height: 2380 mm Overall depth: 600 mm Upper cabinet depth: 200 mm Lower cabinet depth: 400 mm Upper cabinet width segments: 450 mm, 600 mm, 600 mm, 600 mm, 600 mm, 600 mm Lower cabinet width segments: 450 mm, 900 mm, 300 mm, 600 mm, 600 mm, 600 mm Side cabinet depth: 40 mm Side cabinet height segments: 800 mm, 40 mm, 800 mm |



| OZNAČENIE VO VÝKRESE | SKLADOBNÝ ROZMER MM | SCHÉMATICKÝ OBRÁZOK |
|-------------------------|------------------------|---|
| N17 | |  |

| OZNAČENIE VO VÝKRESE | SKLADOBNÝ ROZMER MM | SCHÉMATICKÝ OBRÁZOK |
|---|------------------------|---|
| <div data-bbox="204 376 260 427" data-label="Text"> <p>N19</p> </div> | |  |