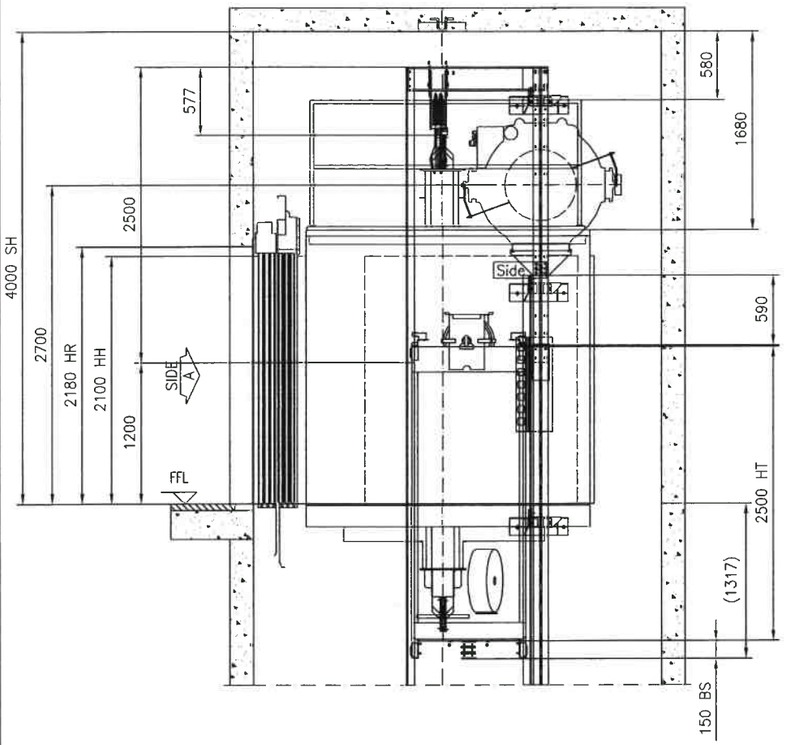

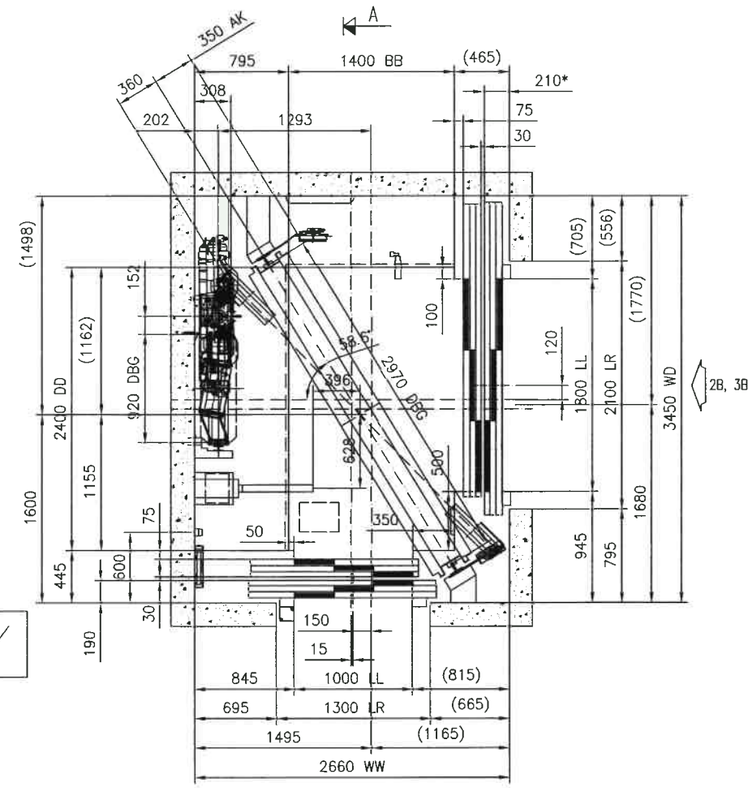

CAR AND SHAFT PLAN
Scale 1:25

FOR TENDER PURPOSE ONLY

COMPONENTS & NOTES:
- MX20 Machinery
- KQT 4030 kg (Estimated)
- MCD Adjacent Car with opening on A & B side, with UF=183mm
- Spl CF16USM car sling with sling interface with adjacent car flooring
- FCWT04 CWT
- CWT filler bit materials: Steel 2939kg (Estimated)
- T125B / T82B + One separate T125B guide rail for Machinery
- 7xD10 ropes
- CAP1:ESU Annex XI due to Adjacent car
- Special Limit switch ramp fixing
- Special Car guide rail brackets
- Special CF16USM with 7xD10 ropes with 530 pulley CFTID 253
- SS=12mm is followed (including 9mm plywood+3mm Rubber flooring)
- * Represents Additional sill bracket needed
- Special chamfered bracket for machine guiderail needed

Dokumentácia bola overená v stavebnom konaní a je podkladom pre uskutočnenie stavby podľa stavebného povolenia
č.: 36310-07862/2017/Ka
zo dňa: 19.07.2017
Podpis:

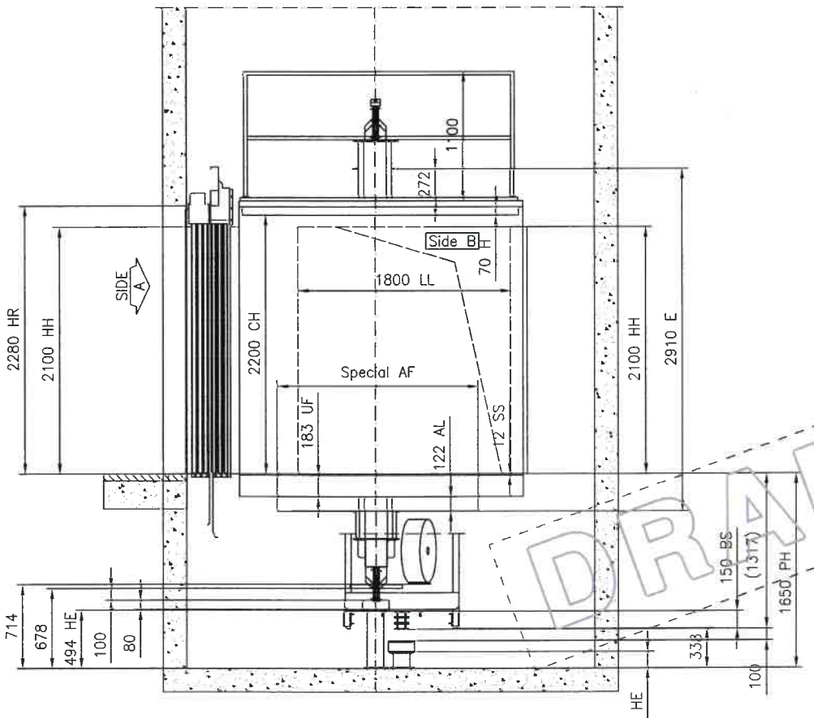

SECTION A–A
Scale 1:25

Suggestion and Deviations
- Q=1800kg rated load with 24 persons followed
- BB=1400mm and DD=2400mm are followed
- WW=2660mm, WD=3450mm are followed
- LL=1000mm is followed at A-side
- LL=1800mm is followed at B-side
- SH=4000mm, PH=1650mm is followed
- AMD4 type with P-31 Car door, P-36 Landing door follwed

DRAFT

ELECTRICAL REQUIREMENTS		
Main supply voltage	:	3x400Vac +10%/-15%
Frequency	:	50 Hz ±1 Hz
Riser fuses	:	3x20 A
Riser fuses for separate lighting	:	1x16 A
Nominal line current, In	:	21.5 A
Max. RMS acceleration line current, Ia	:	29.4 A
Main fuses	:	3x16 A
Lighting fuses (shaft + car)	:	15 A + 6 A
Thermal losses in machine room	:	0.95 kW
Motor output power at nominal load, P	:	9.8 kW
Motor RPM at full speed	:	63.7 rpm
Maximum start/hour, s/h	:	240/ED 60%

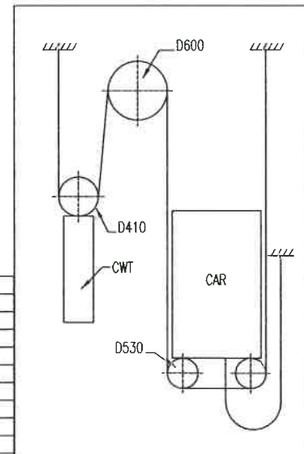

ROPING CSW : 2:1

MAIN TECHNICAL SPECIFICATION FOR ELEVATOR(S):	T3022035-L1			
Safety regulations	EN81-20/50			
KONE product type	PW24/10-19			
Load type	Passenger			
Rated load	1800 kg			
Number of persons	24			
Rated speed	1.0 m/s			
No.of stops/landing doors	3/5			
Travel	5660 mm			
Group size	1			

Layout approved with/without comments:

Date: Signature/stamp:

Version	Date	Description	Designed by	Approved by
en.-.1	2017-03-03	First issue	rvignesh	ssathish

KONE
KONE Elevators
P.O.B 6
FIN-05801 Hyvinkää
FINLAND

Project name: Coburgova Trnava
Site address: Slovakia
Drawing title: TENDER LAYOUT
Equipment number(s):
FL ref. number:
Drg no: T3022035-L1
Issue: –
Page: 1(1)

© KONE Corporation