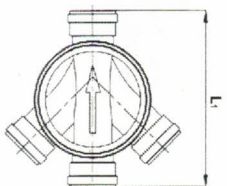
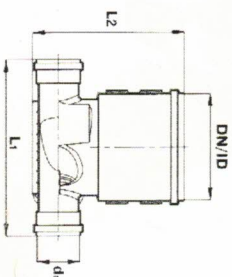
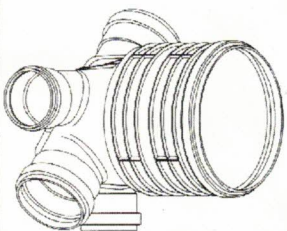
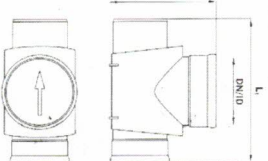
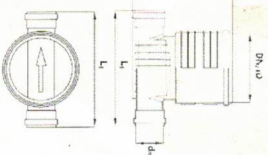
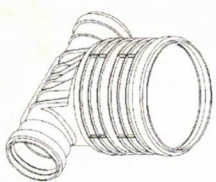


Kanalizačná šachta – rúra šachtová hladká 400mm Kineta zberná



dn (mm)	L1 (mm)	DN/ID (mm)	L2 (mm)
110	670	400	575
160	670	400	575
200	670	400	615

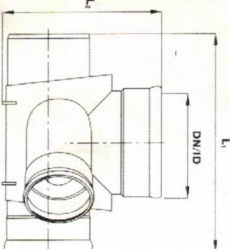
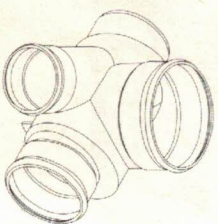
Kineta priebežná 160, 200



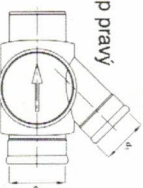
Kineta priebežná 250, 315, 400

dn (mm)	L1 (mm)	DN/ID (mm)	L2 (mm)
160	670	400	575
200	670	400	615
250	850	400	615
315	840	400	615
400	830	400	620

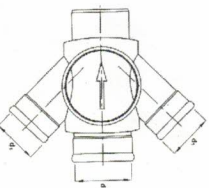
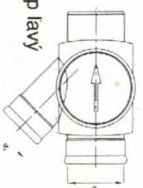
Kineta priebežná špeciálna s vedľajšími vstupmi



Vstup pravý

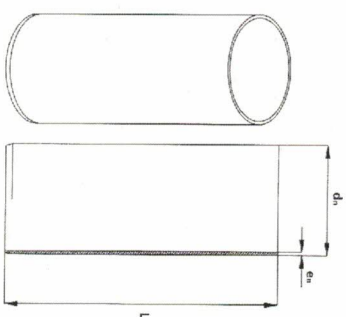


Vstup ľavý



Vstup ľavý + pravý

Rúra šachtová hladká dn 400 mm bez hrdla



Vonkajší priemer dn (mm)	Sila steny en (mm)	Dĺžka l (mm)
400	7,9	2000
		5000
		6000
400	9,8	2000
		5000
		6000

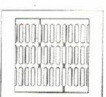
Teleskop – liatinový poklop (s rúrou dn 315 mm) a manžetovým tesnením



D 400


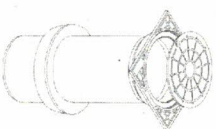
B 125

A 15



D 400 krátká

B 125 krátká



Rozmer (mm)	d1 (mm)	d2 (mm)	dn (mm)	H (mm)
A 15 – 5 t	400x400	355	315	550
B 125 – 12,5 t	400x400	355	315	930
B 125 – 12,5 t K	400x400	355	315	930
D 400 – 40 t	400x400	355	315	970
D 400 – 40 t K	415x470	340x340	315	970