



Accessories for units  
and modules



## Legend








### Important notes

The authors and Erbe Elektromedizin GmbH have taken the greatest possible care while compiling the catalogue with electrosurgical accessories. Nevertheless, it is impossible to exclude the possibility that errors may be contained herein.

The information and recommendations given here may not be construed as constituting any basis for any claims against Erbe Elektromedizin GmbH. Should legal regulations stipulate liability, such liability shall be limited to intentional misconduct or gross negligence.

The data on the use of instruments is based on clinical experience. Medical science is subject to a process of permanent change based on research and clinical experience. Therefore the products are subject to alterations in design and technique. Because of production tolerances dimensions in the catalogue may marginally differ.

### Further product information

Packaging unit	 = 5	 4 kVp	Max. electrical capacity
Notes on use	 30191-682	 max 95 °C	Temperature for cleaning in washer disinfectors
		 max 134 °C	Temperature for sterilization in autoclave
			Single-use product
		STERILE R	Sterile packaging
		STERILE R STERILE EO	
			Manual cleaning and disinfection

Please read carefully the corresponding notes on use before using any instrument.

## Electrosurgery

### Accessories for ESU

03	Carts and accessories
06	Fastening sets
06	Potential equalization lines / Power cords
07	Foot switches
10	Upgrades
10	Socket modules

### Accessories for modules

11	APC pressure reducers and argon gas cylinders
14	Further APC accessories
15	IES smoke evacuation system
20	EIP 2 irrigation pump
22	Fluid management system
23	Test box

### Carts and accessories

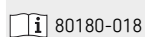
#### VIO CART, system carrier for VIO family and modules



dimensions: 630 x 940 x 650 mm (WxHxD)  
 weight: 31 kg,  
 4 conductive castors ø 100 mm, with fixing brake  
 1 power input  
 3 power outlets

incl. following accessories:  
 1 grab handle out of stainless steel  
 2 cable holders  
 1 foot switch bracket (for currently available foot switches)

**No. 20180-000**



#### Optional accessoires for VIO CART

	No.
Wire basket, 339 x 100/155 x 205 mm (WxHxD)	20180-010
Cable holder	20180-020
Upper bracket for VIO CART, length 260 mm	20180-040
Lower bracket for VIO CART, length 390 mm, for use with secretion suction	20180-042
Foot switch support, plastic, for currently available VIO foot switches	20180-051
Cylinder pad for argon gas cylinder	20180-080
Fastening strap for argon gas cylinder	20180-120

## Accessories for units

### Carts and accessories

SystemCarrier performance, system carrier for Erbe units and modules



Dimensions: 650 x 924 x 633 mm (WxHxD)  
Weight: 28 kg  
Internal gas bottle storage  
4 conductive castors with fixing brake  
1 power input, 5 power outlets

**No. 20180-110**

 = 1



Optional accessories for SystemCarrier performance	No.
One-pedal footswitch mount, VIO®/ERBEJET® 2/ERBECRYO® 2 footswitch	20180-463
One-pedal footswitch mount, EIP 2 footswitch	20180-464
Cable holder for power cord	20180-460
Hook for cable storage	20180-465
Hook for irrigation-liquid bag on bracket	20325-002
Attachment rail for suction container (can be mounted onto the ESM 2 itself or the SystemCarrier corpus)	20180-509
Accessory basket for SystemCarrier performance	20180-520
Wire basket 339x205x155/100 mm	20180-010
Fastening set device for VIO®/APC/ERBEJET® 2/ERBECRYO® 2 on SystemCarrier performance	20180-150
Fastening set IES 3 on SystemCarrier performance	20180-512
Fastening set ESM 2 on SystemCarrier performance	20180-511
Fastening set EIP 2 on SystemCarrier performance	20180-513
Fastening set VIO® 3/VIO® 3n/VIO® seal/APC 3 on ERBEJET® 2/ERBECRYO® 2	20180-144
Fastening set VIO® D/VIO® S/APC 2 on ERBEJET® 2/ERBECRYO® 2	20150-050
Fastening set VIO® D/VIO® S on APC 2	20180-134

## Accessories for units

### Carts and accessories

#### SystemCarrier compact, system carrier for VIO® family and modules



Dimensions: 615 x 955 x 615 mm (WxHxD)  
Weight: 26 kg  
3 internal storage compartments  
4 conductive castors with fixing brake

**No. 20180-100**

 = 1



#### SystemCarrier compact plus, system carrier for VIO® / APC family and modules



Dimensions: 615 x 955 x 615 mm (WxHxD)  
Weight: 26 kg  
Internal gas bottle storage  
4 conductive castors with fixing brake  
1 power input, 3 power outlets

**No. 20180-101**

 = 1



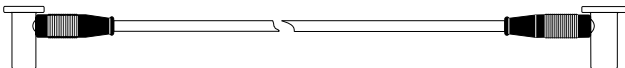
Optional accessoires for SystemCarrier compact and SystemCarrier compact plus	No.
One-pedal footswitch mount, VIO® footswitch	20180-463
One-pedal footswitch mount, EIP 2/VIO® C footswitch	20180-464
Cable holder for power cord	20180-460
Hook for cable storage	20180-465
Hook for irrigation-liquid bag on bracket	20325-002
Fastening set device for VIO® or APC on SystemCarrier compact/compact plus	20180-150
Fastening set VIO® C on SystemCarrier compact/compact plus	20180-151
Fastening set IES 3 on SystemCarrier compact/compact plus	20180-152
Fastening set EIP 2 on SystemCarrier compact/compact plus	20180-153

## Accessories for units

### Fastening sets

Fastening sets	No.
VIO 3 to VIO CART 20180-000	20180-140
APC 3 to VIO CART 20180-000	20180-141
VIO 3 and APC 3 to Konsole	20180-143
VIO 3 and APC 3 to ERBEJET 2 10150-000	20180-144
IES 3 to VIO 3	20323-007
VIO C on IES 3	20323-008
VIO D/S / APC 2 on VIO CART 20180-000	20180-131
VIO D/S on APC 2 (version since 2005)	20180-134
EIP 2 on VIO CART 20180-000	20180-135
IES 2 on VIO CART 20180-000, incl. ECB cable 15 cm	20180-132

### Potential equalization lines / Power cords

Potential equalization lines	Length	No.
Potential equalization line, for all types of units, connections acc. to DIN 42801 	5 m	20194-025

Power cords	Country	Length	No.
Power cord 10A	Germany	0.5 m	52704-046
Power cord 10A	Germany	2.5 m	52704-037
Power cord 10A	Germany	4 m	52704-032
Power cord 10A	Germany	5 m	52704-042
Power cord 10A	Great Britain	2.5 m	52704-038
Power cord 10A	Great Britain	5 m	52704-043
Power cord 10A	Italy	2.5 m	52704-040
Power cord 10A	Italy	5 m	52704-045
Power cord 10A	Canada	4 m	52704-039

## Accessories for units

### Foot switches

ReMode two-pedal footswitch with bracket and center bar for VIO 3, AP & IP X8 Equipment



with connecting cable 5 m

**No. 20189-353**

= 1

30189-306

max 75 °C



ReMode two-pedal foot switch with bracket for VIO 3, AP & IP X8 Equipment



with connecting cable 5 m

**No. 20189-351**

= 1

30189-306

max 75 °C



ReMode two-pedal foot switch with center bar for VIO 3, AP & IP X8 Equipment



with connecting cable 5 m

**No. 20189-352**

= 1

30189-306

max 75 °C



ReMode two-pedal foot switch for VIO 3, AP & IP X8 Equipment



with connecting cable 5 m

**No. 20189-350**

= 1

30189-306

max 75 °C



ReMode one-pedal foot switch for VIO 3, AP & IP X8 Equipment



with connecting cable 5 m

**No. 20188-350**

= 1

30189-306

max 75 °C



## Accessories for units

### Foot switches


ReMode two-pedal foot switch for VIO D with bracket, AP & IP X8 equipment




with connecting cable 5 m, ReMode function only available with VIO D

**No. 20189-301**

 = 1

 30189-301

 max 75 °C




ReMode two-pedal foot switch for VIO D, AP & IP X8 equipment




with connecting cable 5 m, ReMode function only available with VIO D

**No. 20189-303**

 = 1

 30189-301

 max 75 °C




Two-pedal foot switch for VIO D/S with bracket, AP & IP X8 equipment




with connecting cable 5 m

**No. 20189-300**

 = 1

 30189-301

 max 75 °C




Two-pedal foot switch for VIO D/S, AP & IP X8 equipment




with connecting cable 5 m

**No. 20189-302**

 = 1

 30189-301

 max 75 °C




ReMode one-pedal foot switch for VIO D, AP & IP X8 equipment




with connecting cable 5 m, for VIO D from version V 1.7.6

**No. 20188-302**

 = 1

 30189-301

 max 75 °C



## Accessories for units

### Foot switches

One-pedal foot switch for VIO D/S, AP & IP X8 equipment



with connecting cable 5 m

**No. 20188-300**

= 1

30189-301

max 75 °C



Two-pedal foot switch for VIO C, AP & IP X8 equipment



with connecting cable 5 m

**No. 20189-107**

= 1

30189-108



One-pedal foot switch for VIO C, AP & IP X8 equipment



with connecting cable 5 m

**No. 20188-102**

= 1

30189-108



Further accessories for VIO foot switch	No.
Hoop guard for VIO two-pedal foot switch	20189-306
Middle piece for two-pedal foot switch	20189-308
Cable for VIO 3 foot switch, length 5 m	20189-355
Cable for VIO foot switch, length 5 m	20189-309
Extension cable for VIO foot switch, length 0.6 m	20189-103

## Accessories for units

### Upgrades

VIO Upgrades for VIO D from V.2.x	No.
VIO Upgrade Interface	20140-006
VIO Upgrade Connector BiClamp	29140-214
VIO Upgrade Connector DRY CUT	29140-215
VIO Upgrade Connector TWINCOAG	29140-216
VIO Upgrade Connector PRECISE	29140-217
VIO Upgrade Connector ENDO CUT	29140-218

### Socket modules

Socket modules	No.
Socket module MF-U, as an upgrade kit for VIO 3	20160-005
Socket module MF-0, as an upgrade kit for VIO 3	20160-004
Socket module MO 3Pin-9/5, as an upgrade kit for VIO 3	20160-001
Socket module MO 3Pin-Bovie, as an upgrade kit for VIO 3	20160-002
Socket module BI 2Pin 22-28-8/4, as an upgrade kit for VIO 3	20160-003
Socket module NE 6 - NE 2Pin, as an upgrade kit for VIO 3	20160-006
Assembly kit without socket, for APC 2	20134-600
FiAPC socket module for APC 2	20134-651
Socket module BI 2Pin 22-28-8/4, as an upgrade kit	20140-613
Socket module MO 3Pin-Bovie, as an upgrade kit	20140-622
Socket module MO 3Pin-9/5, as an upgrade kit	20140-623
Cover MO 3Pin	20140-625
Complete Cover MO 3PIN	20140-626
Socket module MF-0, as an upgrade kit	20140-630
Socket module MF-2, as an upgrade kit for VIO 300 D	20140-633
Socket module NE 6 - NE 2Pin, as an upgrade kit	20140-642

## Accessories for modules

### APC pressure reducers and argon gas cylinders

#### Country-specific gas cylinder connectors APC 3, APC 2, APC 300

**A**

##### DIN 477, Nr. 6 m

for Afghanistan, Algeria, Andorra, Argentina **B\***, Austria, Bangladesh **D\***, Belgium, Bhutan, Brazil **B\***, Brunei, Caribbean Countries, Chile **B\***, China, Croatia, Cyprus, Czech Republic, Egypt, Estonia, France, Germany, Greece, Hungary, Iceland, India **D\***, Indonesia, Iran, Ireland, Israel, Japan, Korea North, Korea South, Kuwait **D\***, Latvia, Lebanon, Libya, Liechtenstein, Lithuania, Luxembourg, Macedonia, Malaysia, Malta, Mauritius, Morocco, Myanmar, Namibia, Nepal **D\***, Oman **D\***, Pakistan **D\***, Peru **B\***, Philippines, Poland, Portugal, Qatar **D\***, Romania, Russia, Saudi Arabia **D\***, Singapore, Slovakia, Slovenia, South Africa, Spain, Sri Lanka **D\***, Sudan, Switzerland, Taiwan (ROC), Thailand **D\***, Tunisia, Turkey, Ukraine, United Arab Emirates **D\***, Uruguay, Vietnam **D\***, Yemen **D\***, Yugoslavia

**B**

##### CGA Nr. 580 m

for Argentina **A\***, Bolivia, Brazil **A\***, Canada, Chile **A\***, Columbia, Dominican Republic, Ecuador, El Salvador, Guam, Guatemala, Haiti, Honduras, Italy, Mexico, New Zealand, Panama, Peru **A\***, USA, Venezuela

**C**

##### DIN 477, Nr. 10 m

for Denmark, Finland, Ivory Coast, Netherlands, Norway, Sweden

**D**

##### BS 341, Nr. 3 m

for Australia, Bangladesh **A\***, Great Britain, India **A\***, Kuwait **A\***, Nepal **A\***, Northern Ireland, Oman **A\***, Pakistan **A\***, Qatar **A\***, Saudi Arabia **A\***, Sri Lanka **A\***, Thailand **A\***, United Arab Emirates **A\***, Vietnam **A\***, Yemen **A\***

*\* further gas cylinder connectors possible*

## Accessories for modules

### APC pressure reducers and argon gas cylinders

#### Pressure reducer with sensor for APC 2/APC 3, with manual connection



gas cylinder connector to DIN 477 No. 6 m, W 21,8 outside,  
with hose 1 m with manual connection

**No. 20134-004**

= 1

30134-008

**A**

#### Argon gas cylinder, 5 liters, empty




gas cylinder connector to DIN 477 No. 6 m  
dimensions: height 60 cm, ø 14 cm  
weight 8,8 kg

**No. 20132-171**

= 1

**A**

#### Argon gas cylinder, 5 liters, 200 bar (2800 psi) filled with 4.8 argon gas (99,998%)



gas cylinder connector to DIN 477 No. 6 m  
dimensions: height 60 cm, ø 14 cm  
weight 10,7 kg

**No. 20132-004**

= 1

**A**

#### Pressure reducer with sensor for APC 2/APC 3, with manual connection



gas cylinder connector to CGA No. 580 m, 0,965" inside,  
with hose 1 m

**No. 20134-002**

= 1

30134-008

**B**

## Accessories for modules

### APC pressure reducers and argon gas cylinders

#### Argon gas cylinder, 5 liters, empty



gas cylinder connector to CGA No. 580 m  
dimensions: height 60 cm, ø 14 cm  
weight: 8,1 kg

**No. 20132-165**

= 1

**B**

#### Pressure reducer with sensor for APC 2/APC 3, with manual connection



gas cylinder connector to DIN 477 No. 10 m, W 24,32 outside,  
with hose 1 m with manual connection

**No. 20134-001**

= 1

30134-008

**C**

#### Pressure reducer with sensor for APC 2/APC 3, with manual connection



gas cylinder connector to BS 341 No. 3 m, G 5/8" inside,  
with hose 1 m, with manual connection

**No. 20134-003**

= 1

30134-008

**D**

#### Pressure reducer with sensor for APC 2/APC 3



**No. 20134-005**

= 1

30134-008

**Japan**

#### Pressure reducer with sensor for APC 2/APC 3



**No. 20134-006**

= 1

30134-008

**B**

## Accessories for modules

### Further APC accessories


#### Pressure reducer with sensor for APC 2/APC 3, with manual connection



gas cylinder connector to ISO 5145 n°4,  
with hose 0.75 m

**No. 20134-007**

 = 1

 D130245

France


#### Pressure reducer without sensor for APC 300, with manual connection



gas cylinder connector to ISO 5145 n°4,  
with hose 0,75 m

**No. 20132-078**

 = 1

 D130245

France

#### Connecting tube for central gas supply, APC 2/APC 3, APC 300, length 1 m



**No. 20132-085**

 = 1

#### Socket modules

FiAPC socket module for APC 2

**No.**

**20134-651**

## Accessories for modules


### IES smoke evacuation system

Main filter cartridge IES 3 with connection ø 22 mm



**No. 20323-000**

 = 1


 80114-801

Filter cartridge for IES 2, IES 300, with connection ø 22 mm



**No. 20321-000**

 = 1

 30321-010



Prefilter for use with smoke evacuators, with connection ø 22 mm



**No. 20321-022**

 = 15



Smoke evacuation tubing ø 32 mm, length 1.8 m, type VT 10106 for connection to central evacuation system



**No. 20323-009**

 = 6

 D147210





Suction hose, with connection ø 22 mm, length 2.1 m



**No. 20321-012**

 = 1

 max 95 °C


 max 134 °C


Suction hose, with connection ø 22 mm, length 2.7 m



**No. 20321-009**

 = 1

 max 95 °C


 max 134 °C


Evacuation tube, optimized streaming, with connection ø 22 mm



**No. 20321-004**

 = 1

 max 95 °C

 max 134 °C

## Accessories for modules

### IES smoke evacuation system

Evacuation funnel, with connection ø 22 mm



**No. 20321-010**

= 1

max 95 °C

max 134 °C

T-piece, 22M - 22F - 22M for simultaneous application



**No. 20323-005**

= 20

D151174



LAP tubing set IES 3, with trumpet valve, 3 m, for laparoscopic application



**No. 20323-003**

= 10

D146821



STERILE EO

LAP tubing set IES 3, with trumpet valve, 5 m, for laparoscopic application



**No. 20323-006**

= 10

D146821



STERILE EO

LAP tubing set IES 3, without valve, 3 m, for laparoscopic application



**No. 20323-010**

= 10

D146821



STERILE EO

LAP tubing set IES 3, without valve, 5 m, for laparoscopic application



**No. 20323-011**

= 10

D146821



STERILE EO

## Accessories for modules

### IES smoke evacuation system

#### Evacuation element IES 3 for central evacuation



**No. 20323-001**

 = 1




#### Automatic Activation Device for IES 3 for VIO C, electrosurgical external devices or stand-alone operation



**No. 20323-002**

 = 1


 D158940

#### Self-sealing water trap, right angled, medium volume for protecting the main filter cartridge



**No. 20323-004**

 = 1

 D139277



#### Evacuation element with connector ø 22 mm for IES 2



**No. 20322-010**

 = 1




#### One-pedal foot switch for IES 2, AP & IP X8 equipment


with connecting cable 5 m, with connecting plug 7 poles



**No. 20322-101**

 = 1

 max 75 °C

 30189-301



#### Power cord and foot switch cable

Power cord ICC / IES 300, length 0.35 m

**No.**

**51704-033**

## Accessories for modules

### IES smoke evacuation system

Smoke evacuation pencil, single use, short with spatula electrode, connecting cable 3 m



**No. 20321-040**

= 20

4.5 kVp

D150123



STERILE EO

Smoke evacuation pencil single use, short with coated spatula electrode, connecting cable 3 m



**No. 20321-041**

= 20

4.5 kVp

D150123



STERILE EO

Smoke evacuation pencil single use, short with spatula electrode, connecting cable 5 m



**No. 20321-042**

= 20

4.5 kVp

D150123



STERILE EO

Smoke evacuation pencil single use, short with coated spatula electrode, connecting cable 5 m



**No. 20321-043**

= 20

4.5 kVp

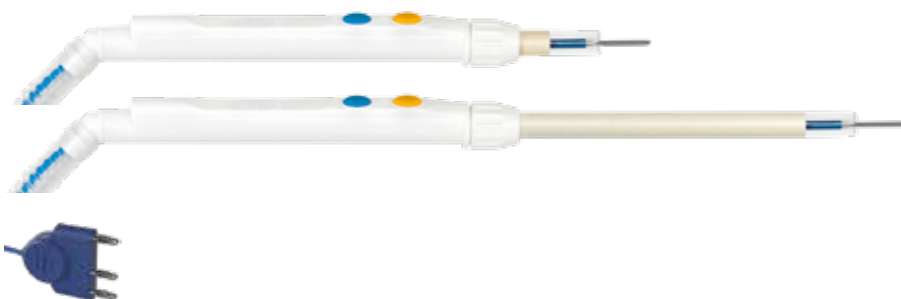
D150123



STERILE EO

Electrosurgical pencil with 2 buttons, VIO, ICC, ACC, ø 10 / 22 mm, International

with connecting cable 3 m, with spatula electrode and integrated smoke evacuation shaft extension 100 mm.



**No. 20321-028**

= 25

4.5 kVp

30321-001



STERILE EO

## Accessories for modules

### IES smoke evacuation system

Smoke evacuation pencil single use, telescopic, with coated spatula electrode, connecting cable 5 m



**No. 20321-060**

= 20

6 kVp

D194961



STERILE EO

Clip-on handle for smoke evacuation for 20190-065, -066, -067, -074, -075, -090, -093, -104, -105

To be used in combination with Erbe Slim-Line electrosurgical pencils (20190-065, 20190-066, 20190-067, 20190-074, 20190-075, 20190-090, 20190-093, 20190-104, 20190-105)



**No. 20321-044**

= 20

D150128



STERILE EO

Extension tip for Clip-on handle 20321-044

To be used in combination with 20321-044



**No. 20321-045**

= 25

D146678



STERILE EO

## Accessories for modules

### EIP 2 irrigation pump

Tubing set EIP 2 for flexible endoscopes, with Luer Lock connection, length 2.5 m



replaces 20325-001

**No. 20325-010**

= 10

D148285



STERILE EO

Tubing set EIP 2 for irrigation forceps, without connecting cable, length 2.8 m



replaces 20325-020

**No. 20325-011**

= 10

D148285



STERILE EO

One-pedal foot switch for EIP 2, AP & IP X8 equipment



with connecting cable 3 m, connecting plug 4 poles

**No. 20325-000**

= 1

30189-028



Hook for irrigation liquid bag on bracket / VIO Cart



**No. 20325-002**

= 1

max 95 °C

max 134 °C

# Accessories for modules

## EIP 2 irrigation pump

### Irrigation adapter for Fujifilm

No. 20325-004

 = 1



### Irrigation adapter for PENTAX

No. 20325-005

 = 1



### Fastening sets

No.

Fastening set EIP 2 / ESM 2 to VIO Cart 20180-000

20180-135

## Accessories for modules

### Fluid management system

Reusable, with one suction unit



Single components	Pieces	No.
Silicone hose, length 600 mm	1	20340-004
Rail bracket, plastic	1	20340-002
Upper bracket for VIO CART, length 260 mm	1*	20180-040

\* optional

Reusable, with two suction units



Single components	Pieces	No.
Silicone hose, length 600 mm	1	20340-004
Reversing valve, rail bracket with two silicone hoses, length 300 mm	1	20340-003
Rail bracket, plastic	2	20340-002
Lower bracket for VIO CART, length 390 mm	1	20180-042
Upper bracket for VIO CART, length 260 mm	1	20180-040

ESM membrane filter



for use with silicone hose 20340-004

No. 20340-100

= 10



Silicone hose, length 600 mm



No. 20340-004

= 1

max 95 °C

max 134 °C

Rail bracket, plastic



for use with suction container 20340-102 and 20340-103

No. 20340-002

= 1

## Accessories for modules

### Fluid management system


Switching valve, rail bracket and 2 silicone hoses, length 300 mm



**No. 20340-003**

 = 1

 max 95 °C

 max 134 °C

Suction container, 1.5 liters



for use with suction bag 20340-012

**No. 20340-102**

 = 1

Suction bag, 1.5 liters



for use with suction container 20340-102

**No. 20340-012**

 = 30



Suction bag, 2.5 liters



for use with suction container 20340-103

**No. 20340-013**

 = 30



### Test box

Test box 3 for checking of electrosurgical accessories



**No. 20183-042**

 = 1

#### Important information

The information, recommendations and other details contained in this medium ("information") reflect our state of knowledge and the state of the art in science and technology at the time the medium was created. The information is of a general nature, non-binding and intended solely for general information purposes; it does not constitute instructions for use.

The information and recommendations contained in this medium do not create any legal obligations on the part of Erbe Elektromedizin GmbH and its affiliated companies ("Erbe") or any other claims against Erbe. The information does not constitute any guarantees or other information on the nature of the product; such information requires an express contractual agreement with Erbe in each individual case.

Erbe is not liable for any kind of damage resulting from following the information on this medium, regardless of any legal grounds for liability.

Every user of an Erbe product is responsible for testing the respective Erbe product in advance with regard to its properties and its suitability for the intended type of use or purpose. Suitable type of use of the respective Erbe product can be found in the instructions for use for the respective Erbe product. The user is obliged to ascertain whether the instructions for use available to him/her correspond to the current status of the specific Erbe product. Devices may only be used in accordance with the instructions for use.

Information on settings, application sites, application duration and use of the respective Erbe product is based on the clinical experience of individual centers, physicians and clinical literature independent of Erbe as well as post market surveillance and empirical evidence. They constitute reference values, or Experienced Starting Settings, which must be checked by the user to ensure that they are suitable for the specifically planned application. Depending on the circumstances of a specific application, it may be necessary to deviate from the information provided. The user is responsible for checking this when using Erbe products. We wish to note that science and technology are subject to constant development as a result of research and clinical experience. Similarly, medicine and clinical application are constantly evolving as a result of research and technological development. This may also make it necessary for the user to deviate from the information provided on this medium.

This medium contains information about Erbe products that may not be approved/cleared in certain countries. The user of the respective Erbe product is obliged to inform himself/herself as to whether the Erbe product he/she is using is legally approved/cleared in his/her country and/or to what extent, if any, there are legal requirements for or restrictions on its use.

This medium is not intended for use in the USA.

Erbe Elektromedizin GmbH  
Waldhoernlestrasse 17  
72072 Tuebingen  
Germany

Phone +49 7071 755-0  
info@erbe-med.com  
erbe-med.com  
medical-videos.com